

# SETTING UP COMPANY FAVOURITES AND LIBRARIES ON TRAINING COMPUTERS

Version: 2021-03-15

**Additional technical information for preparing the Safexpert user training course**

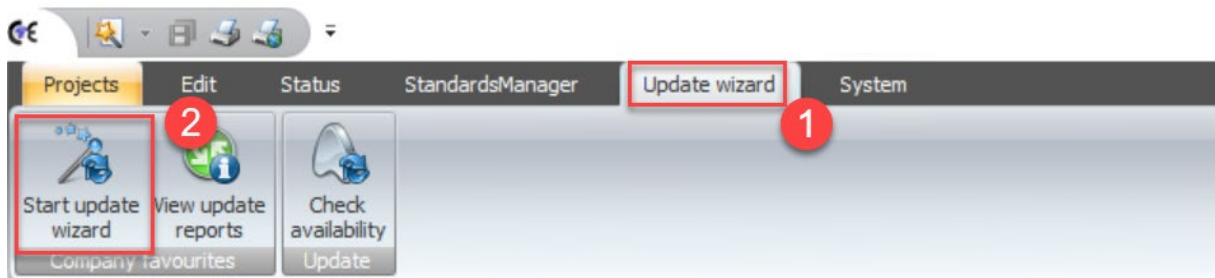


**Safexpert**

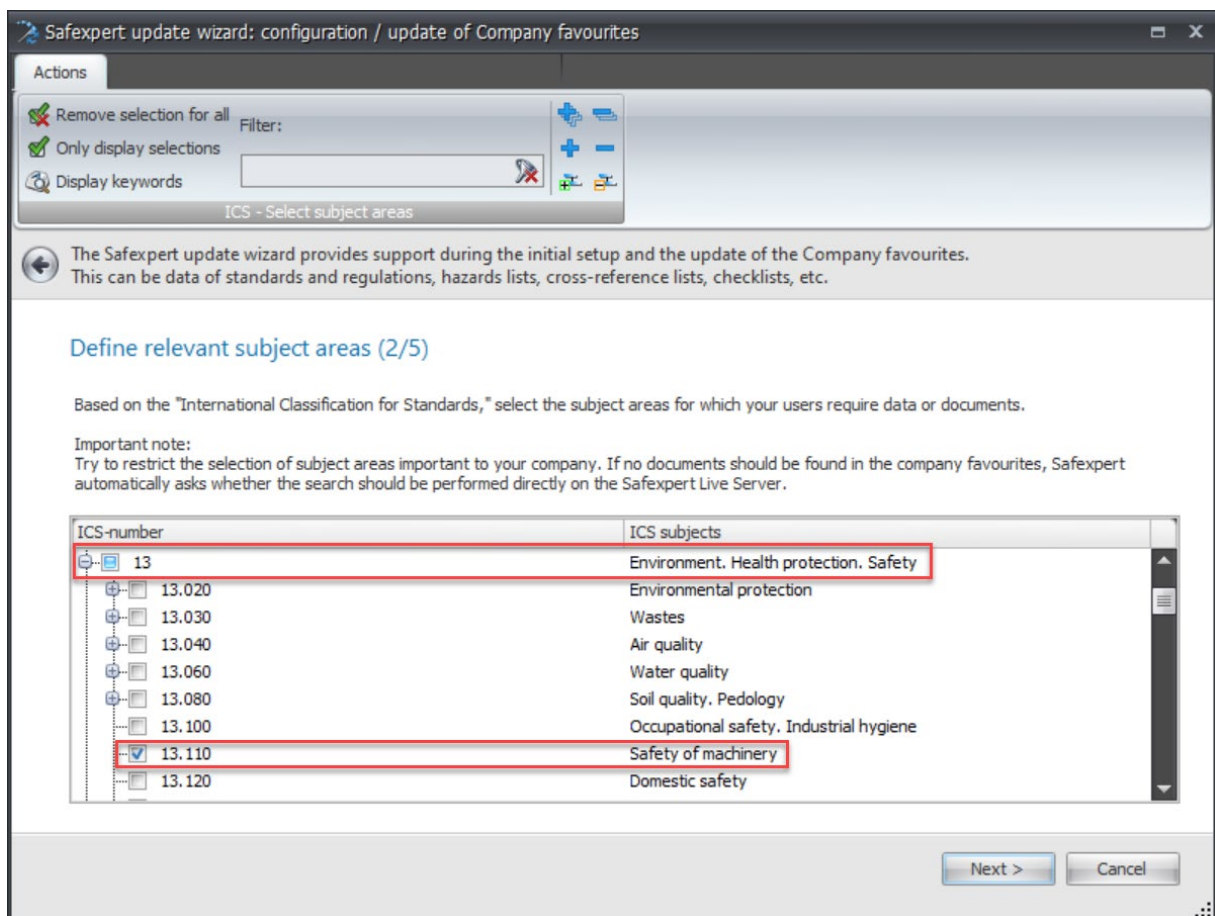
# 1. How to set up your company favorites and libraries

In order for your Safexpert user training to start on time, the company favorites and libraries must be set up in Safexpert before you begin. This quick guide will take you through the steps required to do this.

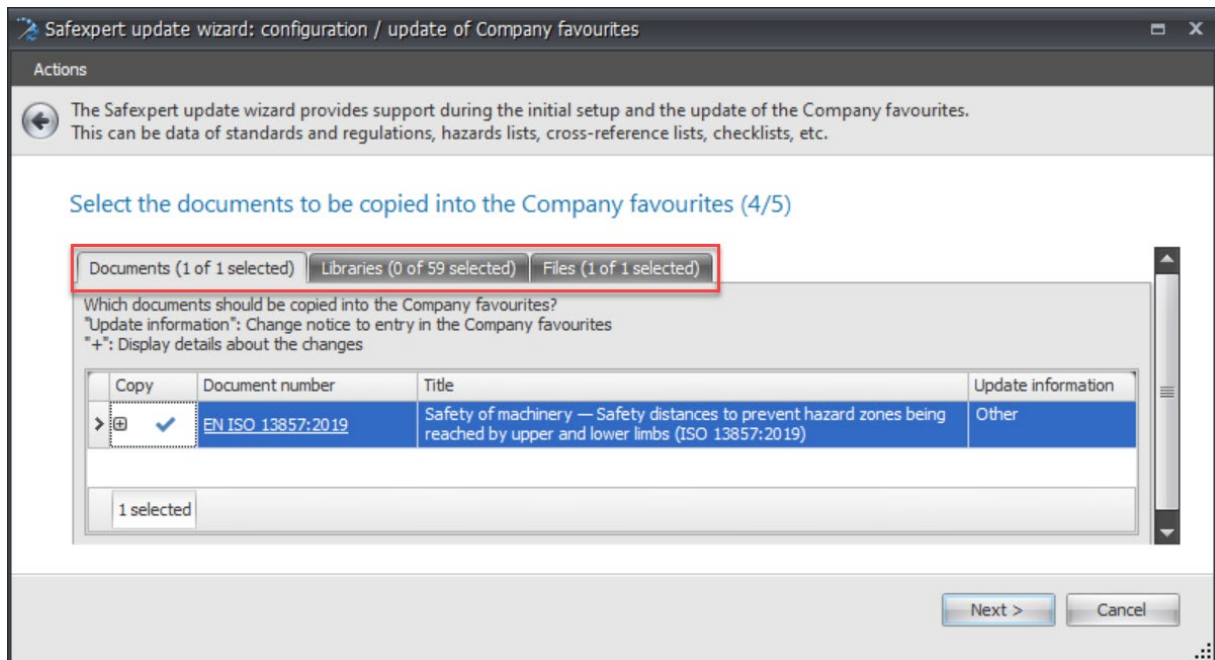
- 1.) Open the «Update wizard» tab
- 2.) Select «Start update wizard». The update wizard will guide you through the following steps.



- 3.) In step 2, please select the ICS subject area "13.110 Safety of machines" in the number range "13 Environment, Health protection, Safety". This subject area is mandatory for the Safexpert user training.



- 4.) In step 4, please check whether both documents and libraries are transferred. You can confirm this via the contents marked with "Apply" in the «Documents» and «Libraries» tabs.



- 5.) After completing the update wizard, company favorites as well as library contents are available. This allows you to follow all points of the training without any restrictions.

If you have any questions, please contact our Safexpert-Support team at **+43 (0) 5677 53 53 - 40** or via e-mail at [support@ibf-solutions.com](mailto:support@ibf-solutions.com)